

Weekly Factsheet

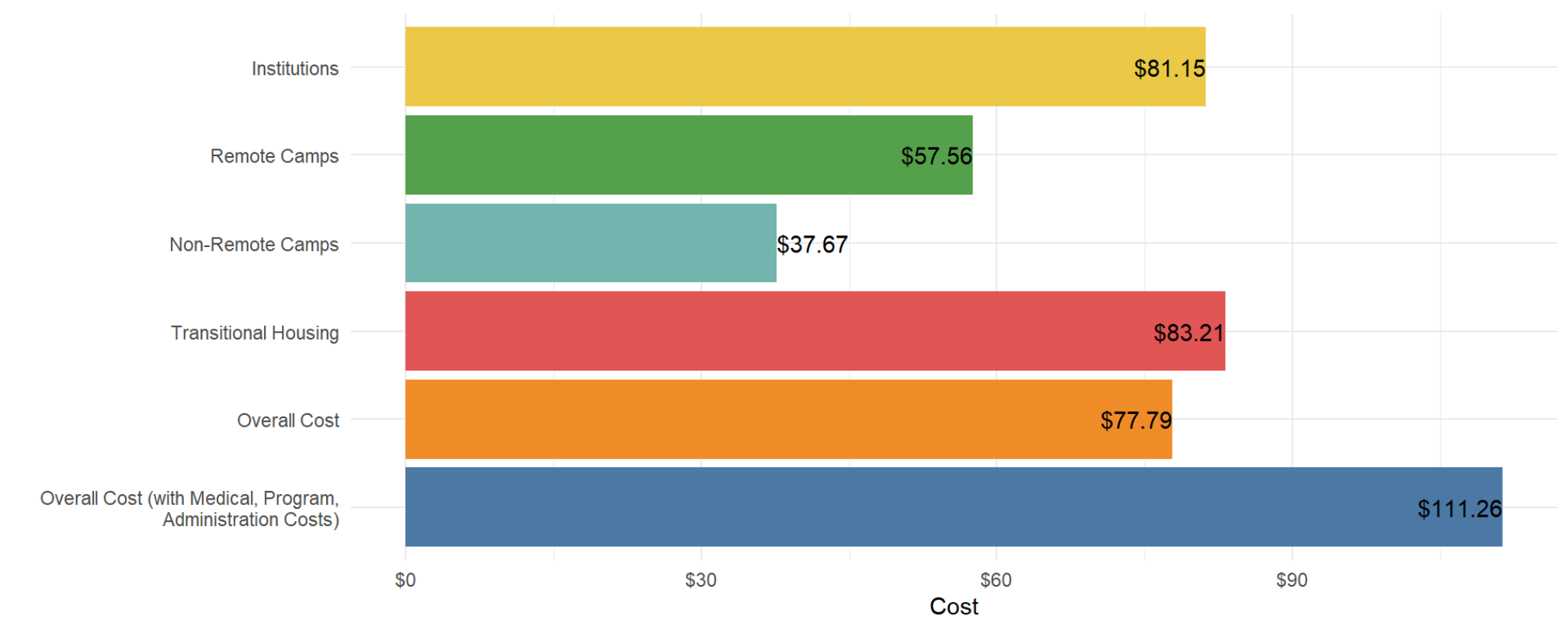
Nevada Department of Corrections

January 05, 2026



Operational Statistics

Average Daily Operating Cost per Offender (Legislatively Approved - FY 2026) ¹



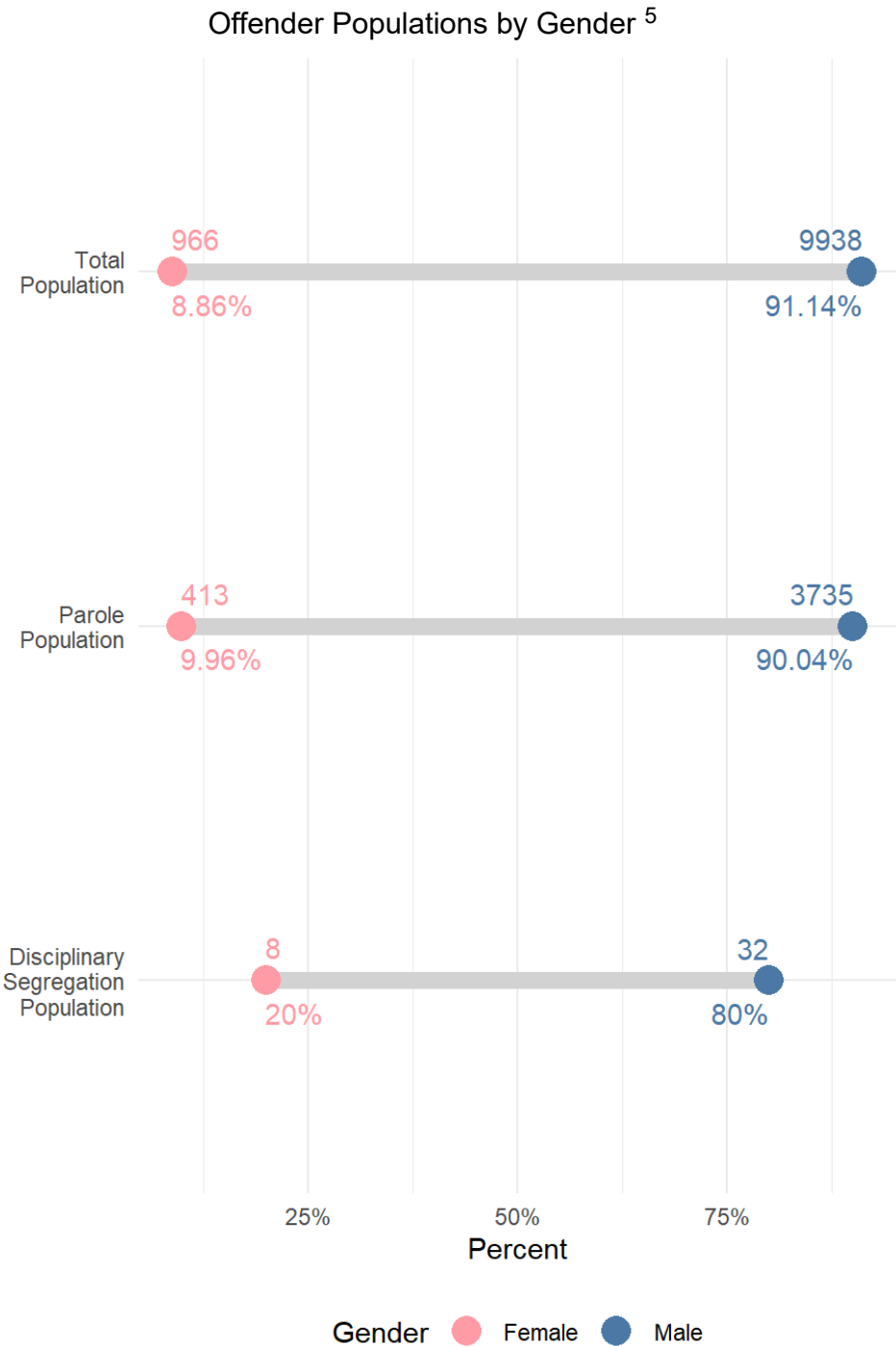
NDOC Staffing ²

	Non-Custody	Custody	Total
Authorized FTEs	1058.62	1879	2937.62
Active FTEs	756.83	1508	2264.83
Vacant FTEs	301.79	371	672.79
Percent Vacant	28.51%	19.74%	22.9%

Offender Population and Facilities ^{3 4}

	Count
Total Population	10904
In-House Population	10577
Open/Shuttered Institutions, Conservation Camps, and Transitional Housing Facilities	17

Populations, Custody, and Sentence Length



Offenders by Approved Custody Level ⁶

	Female	Male	Total	%
Community Trustee & Minimum	340	1691	2031	19.2%
Medium	513	6385	6898	65.22%
Close	30	925	955	9.03%
Maximum	2	384	386	3.65%
Unknown/Unassigned	35	272	307	2.9%
Total	920	9657	10577	100%

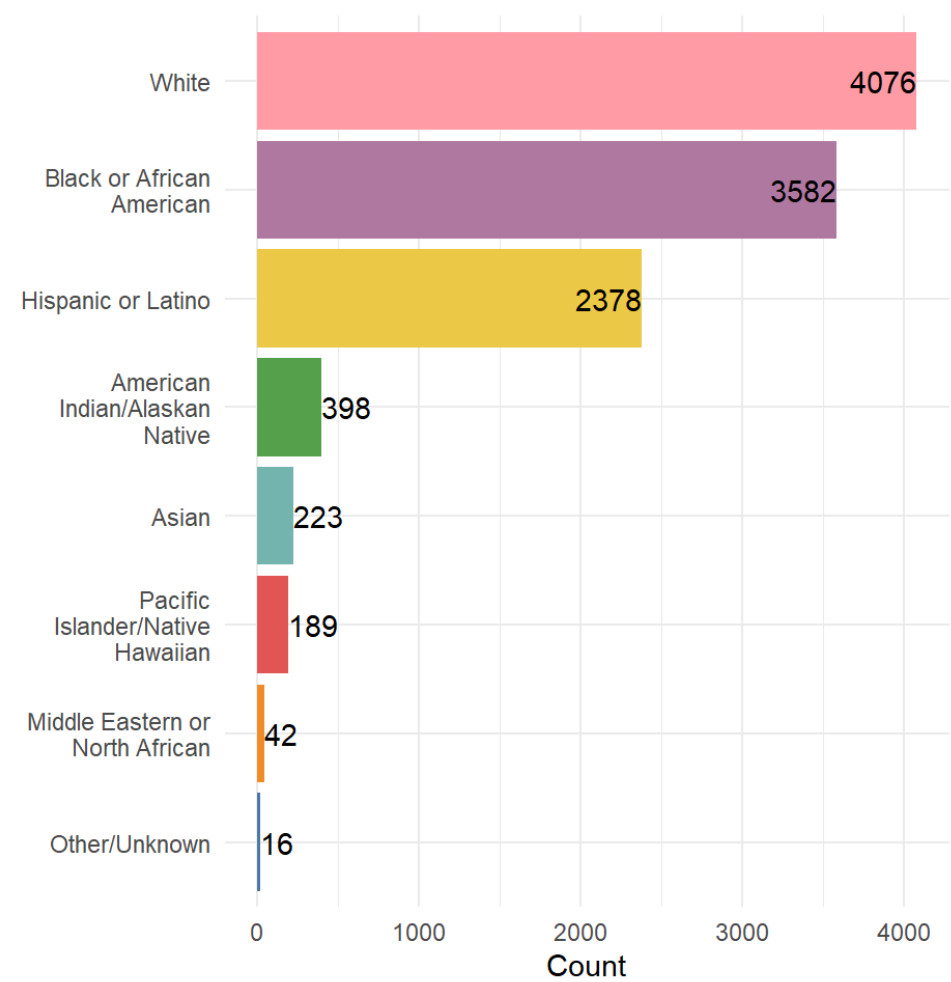
Overall Sentence Length ⁷

	Female	Male	Total
<1 Year	4	53	57
1-2 Years	56	218	274
3-5 Years	304	2004	2308
6-10 Years	210	1916	2126
11-15 Years	83	881	964
16-20 Years	75	858	933
>20 Years	120	1559	1679
Indeterminate/Life	110	2377	2487
Death	0	46	46
Escapee	4	26	30
Total	966	9938	10904

Demographics

Mean and Median Ages ⁸						
	Total		Admissions		Releases	
	Mean	Median	Mean	Median	Mean	Median
Female	39.97	38	37.74	36	38.35	37
Male	41.03	39	38.20	37	39.86	38

Offenders by Race ⁹					
	Race	Female	Male	Total	%
	American Indian/Alaskan Native	40	358	398	3.65%
	Asian	25	198	223	2.05%
	Black or African American	231	3351	3582	32.85%
	Hispanic or Latino	113	2265	2378	21.81%
	Middle Eastern or North African	3	39	42	0.39%
	Other/Unknown	2	14	16	0.15%
	Pacific Islander/Native Hawaiian	17	172	189	1.73%
	White	535	3541	4076	37.38%
	Total	966	9938	10904	100%



Footnotes

- Note: The figures in this report involve estimates from live data extracted from a data warehouse. Thus, select distributions may not add up to 100% due to rounding or may not equal to the totals in published reports. Report run dates for select statistical information may affect totals and cause them not to balance to the actual population at month end until fully reconciled.
- Unless otherwise stated, all data is derived from the NOTIS data warehouse, and includes all offenders which are not on parole.

1. Daily operation costs of incarceration are authorized with each fiscal year's budget approved by the Nevada Legislature each Legislative Session. Figures given are average daily costs per offender.↩
2. Full-time-equivalent (FTE) positions are authorized with each fiscal year's budget approved by the Nevada Legislature each Legislative Session represent those supported by the General Fund; and NDOC's Inmate Store, Inmate Welfare, Prison Industries, and Dairy Farm. Active FTE position counts are reconciled weekly by NDOC's Human Resources Division. Current FTE counts are currently not available.↩
3. Total population counts reflect the number of sentenced individuals housed in institutions in Nevada or in other states, and serving time on residential confinement. In-house population only includes offenders housed in NDOC facilities. The counts are derived from NDOC's data warehouse.↩
4. This includes facilities which are either currently active or shuttered, but not those that are closed.↩
5. The distribution of parolees is derived from data from the NOTIS data warehouse. This only includes prisoners which are currently on parole. Parole information is from Nevada Division of Parole and Probation.↩
6. Offenders in the intake process, and some who are pending classification changes, are listed as unassigned. Approved custody levels are shown in this count. This figure only includes in-house offenders.↩
7. Sentencing information is derived from the NOTIS data warehouse and gives the length of an offender's overall maximum sentence. This figure reports the total NDOC population, including escapees and those in residential or out-of-state confinement.↩
8. The ages represent the mean and 50th percentiles for the total population as of the date of the fact sheet and for the cumulative number of individuals admitted and released during the past 52 weeks.↩
9. NDOC is converting race and ethnicity data to comply with Census 2024 SPD 15 standards, which includes seven race/ethnicity categories. NDOC reports an additional category of 'Other/Unknown'.↩